

FORM NO. MGT-7

[Pursuant to sub-Section(1) of section 92 of the Companies Act, 2013 and sub-rule (1) of rule 11of the Companies (Management and Administration) Rules, 2014]



Annual Return (other than OPCs and Small Companies)

Form language English Hindi

Refer the instruction kit for filing the form.

I. REGISTRATION AND OTHER DETAILS

(i) * Corporate Identification Number (CIN) of the company

Global Location Number (GLN) of the company

* Permanent Account Number (PAN) of the company

(ii) (a) Name of the company

(b) Registered office address

(c) *e-mail ID of the company

(d) *Telephone number with STD code

(e) Website

(iii) Date of Incorporation

(iv)	Type of the Company	Category of the Company	Sub-category of the Company
	Public Company	Company limited by shares	Union Government Company

(v) Whether company is having share capital Yes No

(vi) *Whether shares listed on recognized Stock Exchange(s) Yes No

(b) CIN of the Registrar and Transfer Agent

Name of the Registrar and Transfer Agent

KFIN TECHNOLOGIES LIMITED

Registered office address of the Registrar and Transfer Agents

Selenium, Tower B, Plot No- 31 & 32, Financial District, Nanakramguda, Serili ngampally NA
Hyderabad Rangareddi TG 500032 IN

(vii) *Financial year From date (DD/MM/YYYY) To date (DD/MM/YYYY)

(viii) *Whether Annual general meeting (AGM) held Yes No

(a) If yes, date of AGM

(b) Due date of AGM

(c) Whether any extension for AGM granted

Yes No

(d) If yes, provide the Service Request Number (SRN) of the application form filed for extension

Pre-fill

(e) Extended due date of AGM after grant of extension

(f) Specify the reasons for not holding the same

M/s. BEML Land Assets Limited is a Central Public Sector Enterprise under the administrative control of Ministry of Defence. Accordingly, the President of India (GoI) shall appoint requisite number of Directors on

II. PRINCIPAL BUSINESS ACTIVITIES OF THE COMPANY

*Number of business activities

S.No	Main Activity group code	Description of Main Activity group	Business Activity Code	Description of Business Activity	% of turnover of the company
1	L	Real Estate	L1	Real estate activities with own or leased property	100

III. PARTICULARS OF HOLDING, SUBSIDIARY AND ASSOCIATE COMPANIES (INCLUDING JOINT VENTURES)

*No. of Companies for which information is to be given

Pre-fill All

S.No	Name of the company	CIN / FCRN	Holding/ Subsidiary/Associate/ Joint Venture	% of shares held
1				

IV. SHARE CAPITAL, DEBENTURES AND OTHER SECURITIES OF THE COMPANY

(i) *SHARE CAPITAL**(a) Equity share capital**

Particulars	Authorised capital	Issued capital	Subscribed capital	Paid up capital
Total number of equity shares	50,000,000	41,644,500	41,644,500	41,644,500
Total amount of equity shares (in Rupees)	500,000,000	416,445,000	416,445,000	416,445,000

Number of classes

1

Class of Shares	Authorised capital	Issued capital	Subscribed capital	Paid up capital
Equity Share Capital				
Number of equity shares	50,000,000	41,644,500	41,644,500	41,644,500
Nominal value per share (in rupees)	10	10	10	10
Total amount of equity shares (in rupees)	500,000,000	416,445,000	416,445,000	416,445,000

(b) Preference share capital

Particulars	Authorised capital	Issued capital	Subscribed capital	Paid-up capital
Total number of preference shares	0	0	0	0
Total amount of preference shares (in rupees)	0	0	0	0

Number of classes

0

Class of shares	Authorised capital	Issued capital	Subscribed capital	Paid up capital
Number of preference shares				
Nominal value per share (in rupees)				
Total amount of preference shares (in rupees)				

(c) Unclassified share capital

Particulars	Authorised Capital
Total amount of unclassified shares	0

(d) Break-up of paid-up share capital

Class of shares	Number of shares			Total nominal amount	Total Paid-up amount	Total premium
	Physical	DEMAT	Total			
Equity shares						
At the beginning of the year	100,000	0	100000	416,445,000	416,445,000	

Increase during the year	0	41,644,500	41644500	0	0	0
i. Pubic Issues	0	0	0	0	0	
ii. Rights issue	0	0	0	0	0	
iii. Bonus issue	0	0	0	0	0	
iv. Private Placement/ Preferential allotment	0	0	0	0	0	
v. ESOPs	0	0	0	0	0	0
vi. Sweat equity shares allotted	0	0	0	0	0	0
vii. Conversion of Preference share	0	0	0	0	0	0
viii. Conversion of Debentures	0	0	0	0	0	0
ix. GDRs/ADRs	0	0	0	0	0	0
x. Others, specify	0	41,644,500	41644500	0	0	0
Demerger						
Decrease during the year	100,000	0	100000	0	0	0
i. Buy-back of shares	0	0	0	0	0	0
ii. Shares forfeited	0	0	0	0	0	0
iii. Reduction of share capital	0	0	0	0	0	
iv. Others, specify	100,000	0	100000	0	0	
Surrender of shares_Demerger						
At the end of the year	0	41,644,500	41644500	416,445,000	416,445,000	
Preference shares						
At the beginning of the year	0	0	0	0	0	
Increase during the year	0	0	0	0	0	0
i. Issues of shares	0	0	0	0	0	0
ii. Re-issue of forfeited shares	0	0	0	0	0	0
iii. Others, specify						
Decrease during the year	0	0	0	0	0	0
i. Redemption of shares	0	0	0	0	0	0

ii. Shares forfeited	0	0	0	0	0	0
iii. Reduction of share capital	0	0	0	0	0	0
iv. Others, specify						
At the end of the year	0	0	0	0	0	

ISIN of the equity shares of the company

INE0N7W01012

(ii) Details of stock split/consolidation during the year (for each class of shares)

0

Class of shares		(i)	(ii)	(iii)
Before split / Consolidation	Number of shares			
	Face value per share			
After split / Consolidation	Number of shares			
	Face value per share			

(iii) Details of shares/Debentures Transfers since closure date of last financial year (or in the case of the first return at any time since the incorporation of the company) *

Nil

[Details being provided in a CD/Digital Media]

Yes

No

Not Applicable

Separate sheet attached for details of transfers

Yes

No

Note: In case list of transfer exceeds 10, option for submission as a separate sheet attachment or submission in a CD/Digital Media may be shown.

Date of the previous annual general meeting			
Date of registration of transfer (Date Month Year)			
Type of transfer		1 - Equity, 2- Preference Shares,3 - Debentures, 4 - Stock	
Number of Shares/ Debentures/ Units Transferred		Amount per Share/ Debenture/Unit (in Rs.)	

Ledger Folio of Transferor				<input type="text"/>			
Transferor's Name		<input type="text"/>		<input type="text"/>		<input type="text"/>	
		Surname		middle name		first name	
Ledger Folio of Transferee				<input type="text"/>			
Transferee's Name		<input type="text"/>		<input type="text"/>		<input type="text"/>	
		Surname		middle name		first name	

Date of registration of transfer (Date Month Year)				<input type="text"/>			
Type of transfer		<input type="text"/>		1 - Equity, 2- Preference Shares,3 - Debentures, 4 - Stock			
Number of Shares/ Debentures/ Units Transferred		<input type="text"/>		Amount per Share/ Debenture/Unit (in Rs.)		<input type="text"/>	
Ledger Folio of Transferor				<input type="text"/>			
Transferor's Name		<input type="text"/>		<input type="text"/>		<input type="text"/>	
		Surname		middle name		first name	
Ledger Folio of Transferee				<input type="text"/>			
Transferee's Name		<input type="text"/>		<input type="text"/>		<input type="text"/>	
		Surname		middle name		first name	

(iv) * Debentures (Outstanding as at the end of financial year)

Particulars	Number of units	Nominal value per unit	Total value
Non-convertible debentures	0	0	0
Partly convertible debentures	0	0	0
Fully convertible debentures	0	0	0

Particulars	Number of units	Nominal value per unit	Total value
Total			0

Details of debentures

Class of debentures	Outstanding as at the beginning of the year	Increase during the year	Decrease during the year	Outstanding as at the end of the year
Non-convertible debentures	0	0	0	0
Partly convertible debentures	0	0	0	0
Fully convertible debentures	0	0	0	0

(v) Securities (other than shares and debentures)

0

Type of Securities	Number of Securities	Nominal Value of each Unit	Total Nominal Value	Paid up Value of each Unit	Total Paid up Value
Total					

V. *Turnover and net worth of the company (as defined in the Companies Act, 2013)

(i) Turnover

0

(ii) Net worth of the Company

85,831,974

VI. (a) *SHARE HOLDING PATTERN - Promoters

S. No.	Category	Equity		Preference	
		Number of shares	Percentage	Number of shares	Percentage
1.	Individual/Hindu Undivided Family				
	(i) Indian	0	0	0	
	(ii) Non-resident Indian (NRI)	0	0	0	
	(iii) Foreign national (other than NRI)	0	0	0	
2.	Government				
	(i) Central Government	22,500,000	54.03	0	
	(ii) State Government	0	0	0	
	(iii) Government companies	0	0	0	

3.	Insurance companies	0	0	0	
4.	Banks	0	0	0	
5.	Financial institutions	0	0	0	
6.	Foreign institutional investors	0	0	0	
7.	Mutual funds	0	0	0	
8.	Venture capital	0	0	0	
9.	Body corporate (not mentioned above)	0	0	0	
10.	Others		0	0	
	Total	22,500,000	54.03	0	0

Total number of shareholders (promoters)

1

(b) *SHARE HOLDING PATTERN - Public/Other than promoters

S. No.	Category	Equity		Preference	
		Number of shares	Percentage	Number of shares	Percentage
1.	Individual/Hindu Undivided Family				
	(i) Indian	6,710,042	16.11	0	
	(ii) Non-resident Indian (NRI)	462,056	1.11	0	
	(iii) Foreign national (other than NRI)	2,193,206	5.27	0	
2.	Government				
	(i) Central Government	0	0	0	
	(ii) State Government	0	0	0	
	(iii) Government companies	0	0	0	
3.	Insurance companies	608,357	1.46	0	
4.	Banks	500	0	0	
5.	Financial institutions	0	0	0	
6.	Foreign institutional investors	0	0	0	
7.	Mutual funds	7,631,524	18.33	0	

8.	Venture capital	0	0	0	
9.	Body corporate (not mentioned above)	1,148,554	2.76	0	
10.	Others AIF,NBFC,IEPF,CLEARING M +	390,261	0.94	0	
	Total	19,144,500	45.98	0	0

Total number of shareholders (other than promoters)

93,309

**Total number of shareholders (Promoters+Public/
Other than promoters)**

93,310

**VII. *NUMBER OF PROMOTERS, MEMBERS, DEBENTURE HOLDERS
(Details, Promoters, Members (other than promoters), Debenture holders)**

Details	At the beginning of the year	At the end of the year
Promoters	7	1
Members (other than promoters)	0	93,309
Debenture holders	0	0

VIII. DETAILS OF DIRECTORS AND KEY MANAGERIAL PERSONNEL

(A) *Composition of Board of Directors




Category	Number of directors at the beginning of the year		Number of directors at the end of the year		Percentage of shares held by directors as at the end of year	
	Executive	Non-executive	Executive	Non-executive	Executive	Non-executive
A. Promoter	0	2	0	2	0	0
B. Non-Promoter	0	1	0	1	0	0
(i) Non-Independent	0	0	0	0	0	0
(ii) Independent	0	1	0	1	0	0
C. Nominee Directors representing	0	0	0	0	0	0
(i) Banks & FIs	0	0	0	0	0	0
(ii) Investing institutions	0	0	0	0	0	0
(iii) Government	0	0	0	0	0	0
(iv) Small share holders	0	0	0	0	0	0

(v) Others	0	0	0	0	0	0
Total	0	3	0	3	0	0

Number of Directors and Key managerial personnel (who is not director) as on the financial year end date


5

(B) (i) *Details of directors and Key managerial personnel as on the closure of financial year

Name	DIN/PAN	Designation	Number of equity share(s) held	Date of cessation (after closure of financial year : If any)
AMIT BANERJEE	08783660	Director	0	31/07/2023
AJIT KUMAR SRIVAST. 	08741858	Director	0	
SHANMUKH MUCHINA 	00058949	Director	0	
HARIHARAN SHANKAR 	AACPI3751L	CFO	0	
SOUMYA MAHAJAN	EUSPM3118M	Company Secretar	0	30/06/2023

(ii) Particulars of change in director(s) and Key managerial personnel during the year

4


Name	DIN/PAN	Designation at the beginning / during the financial year	Date of appointment/ change in designation/ cessation	Nature of change (Appointment/ Change in designation/ Cessation)
HARIHARAN SHANKAR 	AACPI3751L	CFO	13/10/2022	Appointment
MEHUL SHAHANI	HXIPS5461M	Company Secretar	13/10/2022	Appointment
MEHUL SHAHANI	HXIPS5461M	Company Secretar	12/12/2022	Cessation
SOUMYA MAHAJAN	EUSPM3118M	Company Secretar	12/12/2022	Appointment

IX. MEETINGS OF MEMBERS/CLASS OF MEMBERS/BOARD/COMMITTEES OF THE BOARD OF DIRECTORS

A. MEMBERS/CLASS /REQUISITIONED/NCLT/COURT CONVENED MEETINGS

Number of meetings held

1

Type of meeting	Date of meeting	Total Number of Members entitled to attend meeting	Attendance	
			Number of members attended	% of total shareholding
ANNUAL GENERAL MEER 	02/08/2022	7	7	100

B. BOARD MEETINGS

*Number of meetings held

10

S. No.	Date of meeting	Total Number of directors associated as on the date of meeting	Attendance	
			Number of directors attended	% of attendance
1	20/04/2022	3	3	100
2	24/06/2022	3	3	100
3	01/08/2022	3	3	100
4	18/08/2022	3	3	100
5	25/08/2022	3	3	100
6	13/10/2022	3	3	100
7	02/11/2022	3	3	100
8	12/12/2022	3	3	100
9	31/01/2023	3	3	100
10	27/02/2023	3	3	100

C. COMMITTEE MEETINGS

Number of meetings held

0

S. No.	Type of meeting	Date of meeting	Total Number of Members as on the date of the meeting	Attendance	
				Number of members attended	% of attendance
1					

D. *ATTENDANCE OF DIRECTORS

S. No.	Name of the director	Board Meetings			Committee Meetings			Whether attended AGM held on
		Number of Meetings which director was entitled to attend	Number of Meetings attended	% of attendance	Number of Meetings which director was entitled to attend	Number of Meetings attended	% of attendance	
		(Y/N/NA)						
1	AMIT BANERJ	10	10	100	0	0	0	
2	AJIT KUMAR	10	10	100	0	0	0	
3	SHANMUKH M	10	10	100	0	0	0	

X. *REMUNERATION OF DIRECTORS AND KEY MANAGERIAL PERSONNEL

Nil

Number of Managing Director, Whole-time Directors and/or Manager whose remuneration details to be entered

0

S. No.	Name	Designation	Gross Salary	Commission	Stock Option/ Sweat equity	Others	Total Amount
1							0
	Total						

Number of CEO, CFO and Company secretary whose remuneration details to be entered

3

S. No.	Name	Designation	Gross Salary	Commission	Stock Option/ Sweat equity	Others	Total Amount
1	SOUMYA MAHAJA	Company Secre	261,426	0	0	0	261,426
2	MEHUL SHAHANI	Company Secre	60,114	0	0	0	60,114
3	HARIHARAN SHAN	Chief Financial C	1,036,798	0	0	0	1,036,798
	Total		1,358,338	0	0	0	1,358,338

Number of other directors whose remuneration details to be entered

1

S. No.	Name	Designation	Gross Salary	Commission	Stock Option/ Sweat equity	Others	Total Amount
1	SHANMUKH MUCH	Independent Dir	0	0	0	100,000	100,000
	Total		0	0	0	100,000	100,000

XI. MATTERS RELATED TO CERTIFICATION OF COMPLIANCES AND DISCLOSURES

* A. Whether the company has made compliances and disclosures in respect of applicable provisions of the Companies Act, 2013 during the year Yes No

B. If No, give reasons/observations

XII. PENALTY AND PUNISHMENT - DETAILS THEREOF

(A) DETAILS OF PENALTIES / PUNISHMENT IMPOSED ON COMPANY/DIRECTORS /OFFICERS Nil

4

Name of the company/ directors/ officers	Name of the court/ concerned Authority	Date of Order	Name of the Act and section under which penalised / punished	Details of penalty/ punishment	Details of appeal (if any) including present status
AMIT BANERJEE	MINISTRY OF CO	02/12/2022	SECTION 454 OF T	35100	NO
AJIT KUMAR SRIV	MINISTRY OF CO	02/12/2022	SECTION 454 OF T	35100	NO

SHANMUKH MUC	MINISTRY OF CO	02/12/2022	SECTION 454 OF T	35100	NO
BEML LAND ASSE	MINISTRY OF CO	02/12/2022	SECTION 454 OF T	35100	NO

(B) DETAILS OF COMPOUNDING OF OFFENCES Nil

Name of the company/ directors/ officers	Name of the court/ concerned Authority	Date of Order	Name of the Act and section under which offence committed	Particulars of offence	Amount of compounding (in Rupees)

XIII. Whether complete list of shareholders, debenture holders has been enclosed as an attachment

Yes No

(In case of 'No', submit the details separately through the method specified in instruction kit)

XIV. COMPLIANCE OF SUB-SECTION (2) OF SECTION 92, IN CASE OF LISTED COMPANIES

In case of a listed company or a company having paid up share capital of Ten Crore rupees or more or turnover of Fifty Crore rupees or more, details of company secretary in whole time practice certifying the annual return in Form MGT-8.

Name

M/s. Manish Mishra & Associates

Whether associate or fellow

Associate Fellow

Certificate of practice number

15281

I/We certify that:

(a) The return states the facts, as they stood on the date of the closure of the financial year aforesaid correctly and adequately.

(b) Unless otherwise expressly stated to the contrary elsewhere in this Return, the Company has complied with all the provisions of the Act during the financial year.

Declaration

I am Authorised by the Board of Directors of the company vide resolution no. ... 2(1)(b) dated 13/02/2024

(DD/MM/YYYY) to sign this form and declare that all the requirements of the Companies Act, 2013 and the rules made thereunder in respect of the subject matter of this form and matters incidental thereto have been complied with. I further declare that:

1. Whatever is stated in this form and in the attachments thereto is true, correct and complete and no information material to the subject matter of this form has been suppressed or concealed and is as per the original records maintained by the company.
2. All the required attachments have been completely and legibly attached to this form.

Note: Attention is also drawn to the provisions of Section 447, section 448 and 449 of the Companies Act, 2013 which provide for punishment for fraud, punishment for false statement and punishment for false evidence respectively.

To be digitally signed by

Director

DIN of the director

To be digitally signed by

- Company Secretary
- Company secretary in practice

Membership number

Certificate of practice number

Attachments

1. List of share holders, debenture holders
2. Approval letter for extension of AGM;
3. Copy of MGT-8;
4. Optional Attachment(s), if any

-
-
-
-

List of attachments

Letter from MCA for AGM Extension.pdf
Mgt-8.pdf

This eForm has been taken on file maintained by the Registrar of Companies through electronic mode and on the basis of statement of correctness given by the company